



# "WH250" - whole house ventilation



- **For loft installation**
- **Provides balanced extract system**
- **Continuous running at low speed**
- **Up to five extract points**
- **BRE Digest 398 Compliant**
- **Exceeds Building Regulations requirements (including new Document F)**

## GENERAL

- for installation into roof void
- continuous running on low speed
- two speeds - remote switch (not supplied) to boost speed normally fitted in kitchen
- up to five extract points, four for toilets, bathrooms, utility rooms, and one for kitchens
- capacity of four small extract points can be adjusted from 15m<sup>3</sup>/hr to 30m<sup>3</sup>/hr
- supplied with three inlet grilles (larger one for kitchen, two for smaller rooms)
- controls condensation
- quiet operation

## SPECIFICATION

- made from robust polypropylene
- motor incorporates thermal overload protection
- complete with two speed switch

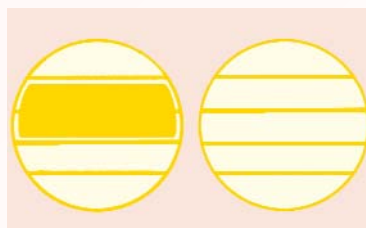
## COMPLY WITH

- EN60335-2-80
- EC Low Voltage Directive 73/23-93/68
- EC Directive EMC89/336
- CE marked



extract grille

baffles on 80mm inlet closed and open



## TYPICAL SPECIFICATION

Supply and install a WH250n Whole House Ventilation unit suitable for loft installation and with a minimum of five extract points as supplied by Vectaire Ltd, Lincoln Road, Cressex Business Park, High Wycombe, Bucks, HP12 3RH.

On installation this unit will run continuously at its low speed, but with the use of the switch included have the facility of being boosted to a higher speed when desired.

The unit should provide a balanced extract system and be easy to set up.

The unit should CE marked and be BRE Digest 398 compliant.

## RANGE

- **WH250n**  
whole house ventilation unit



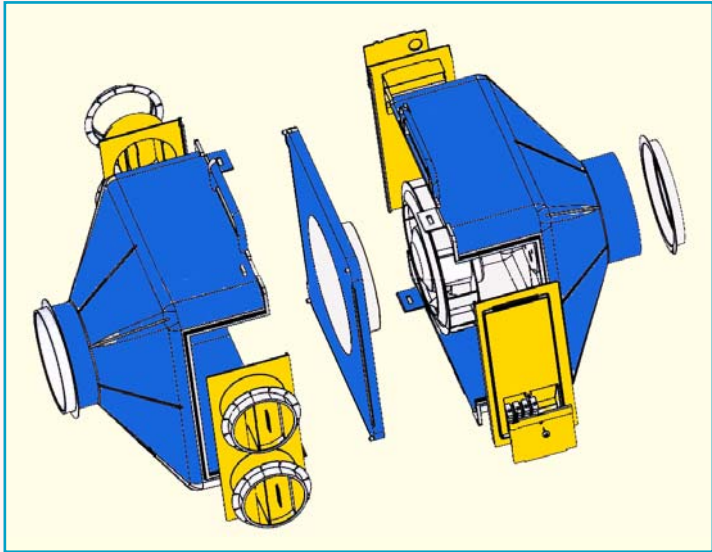
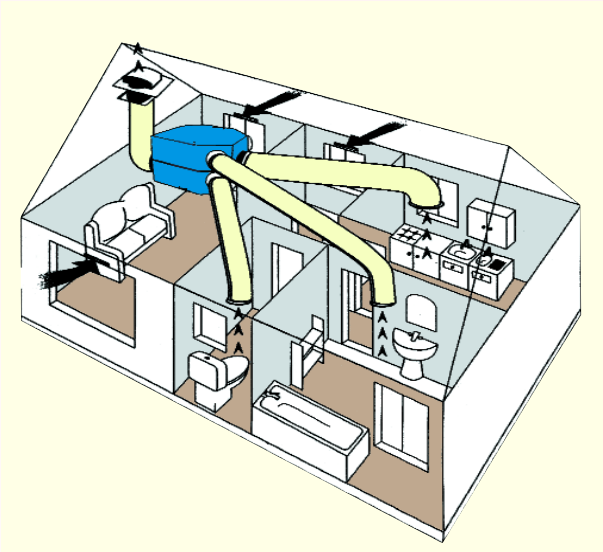
Tel: +44(0)1494 522333  
Fax: +44(0)1494 522337

**Vectaire Ltd**  
Lincoln Road, Cressex Business Park  
High Wycombe, Buckinghamshire, HP12 3RH

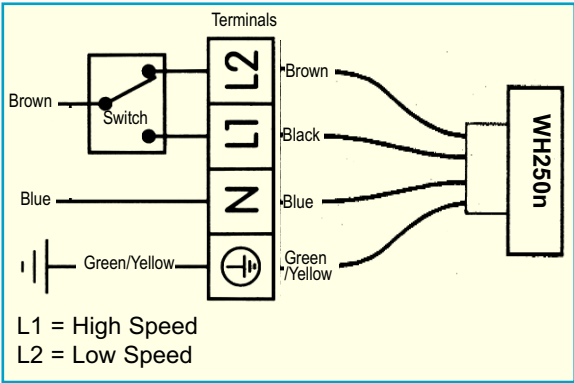
Email: sales@vectaire.co.uk  
Web: www.vectaire.co.uk

**TECHNICAL CHARACTERISTICS**

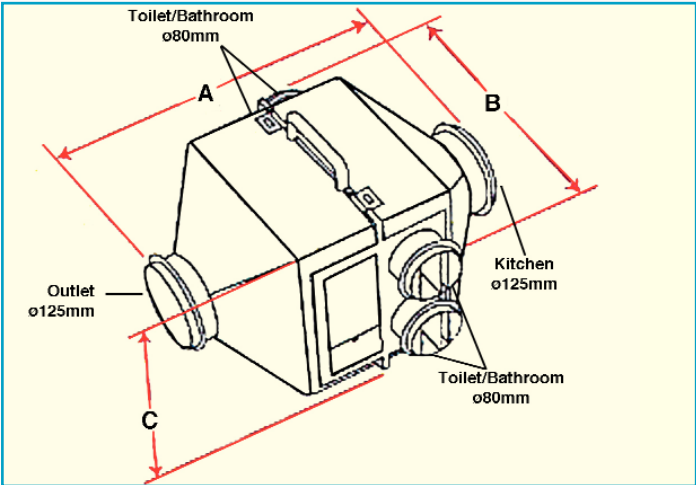
**INSTALLATION**



**WIRING DIAGRAM**



**DIMENSIONS**



	WH250
A	460
B	380
C	410

**TECHNICAL DATA**

Model	max m <sup>3</sup> /hr	min m <sup>3</sup> /hr	max litres/sec	min litres/sec	Volts	Hz	Max Watts	Min Watts	Weight kg
WH250	225	135	63	38	230	50	50	19	3

FULL RANGE OF ACCESSORIES AVAILABLE INCLUDING FLEXIBLE AND FLAT DUCTING

Vectaire Ltd

Lincoln Road, Cressex Business Park  
High Wycombe, Buckinghamshire, HP12 3RH

Tel: +44(0)1494 522333  
Fax: +44(0)1494 522337

Email: sales@vectaire.co.uk  
Web: www.vectaire.co.uk